



NAGS



APR 12 2023



Swimming New Zealand



100m Backstroke Men ... Final

2023 Apollo Projects NZ Age Group S...

Points Swimmers Files Scoreboard





















































Session 2 Wed 05:40 PM	Session 3 Thu 09:10 AM	Session 4 Thu 05:40 PM	Session 5 Fri 09:10 AM	Session 6 Fri 05:40 PM	Session 7 Sat 09:10 AM	Session 8 Sat 05:40 PM	Session 9 Sun 09:10 AM
-----------------------------	-----------------------------	-----------------------------	-----------------------------	-----------------------------	-----------------------------	-----------------------------	-----------------------------

















Session 10 Sunday 05:40 PM	
33	05:40 PM 100m Backstroke Men Final
113	05:57 PM 100m Backstro... LIVE
34	06:02 PM 100m Backstroke Women ...
114	06:19 PM 100m Backstroke Women ...
35	06:24 PM 200m Butterfly Men Final
36	06:48 PM 200m Butterfly Women Final
37	07:37 PM 400m Freestyle Men Final
115	08:11 PM 400m Freestyle Men Multi...
116	08:20 PM 400m Freestyle Women M...
38	08:29 PM 50m Breaststroke Men Final
39	08:43 PM 50m Breaststroke Women ...
40	08:58 PM 1500m Freestyle Women F...
1000	09:19 PM 4x50m Freestyle Champio...

33 **100m Backstroke Men Final** Official

Qualified Heats

Rank	Competitor	Age	Club	RT	FINA	Result
1	Harland Finn	17	Capital Swi...	+0.66		56.17 Entry: 57.57 (- 1.40)
2	Cornish Jas...	16	Coast Swim...	+0.58		57.76 Entry: 58.53 (- 0.77)
3	Dobson Hun...	17	North Shore ...	+0.61		57.82 Entry: 58.81 (- 0.99)
4	Williams Da...	16	SwimZone R...	+0.55		59.28 Entry: 59.85 (- 0.57)
5	Koroiaidi Jo...	17	Murihiku Sw...	+0.64		59.33 Entry: 1:00.52 (- 1.19)
6	Lutton Ollie	18	Aquagym S...	+0.64		59.39 Entry: 1:01.49 (- 2.10)
7	Story Jacob	15	Mt Eden Swi...	+0.60		59.60 Entry: 1:01.75 (- 2.15)
8	Rees Liam	16	Alexandra S...	+0.65		59.84 Entry: 1:00.96 (- 1.12)
9	James Harri...	15	Vikings Swi...	+0.57		1:00.18 Entry: 1:01.45 (- 1.27)
10	Blair Angus	17	Comet Swi...	+0.62		1:00.46 Entry: 1:01.45 (- 0.99)
11	Faleafa Blake	16	North Shore ...	+0.60		1:00.50 Entry: 59.91 (+ 0.59)
12	Cave Max	14	Aquablazd ...	+0.77		1:00.51 Entry: 1:01.50 (- 0.99)
13	MacDonald ...	16	Hamilton Aq...	+0.66		1:00.52 Entry: 1:01.08 (- 0.56)
14	Crosbie Ja...	16	United Swim...	+0.65		1:00.70 Entry: 1:01.30 (- 0.60)
15	Peck Ryan	17	Parnell Swim...	+0.75		1:00.72 Entry: 1:00.90 (- 0.18)
16	Muchirahon...	14	Swim Rotorua	+0.65		1:00.78 Entry: 1:02.39 (- 1.61)
						1:00.91

17	 Cerda (V) C...	14	 New Caledo...	+0.63	Entry: 1:02.27 (- 1.36)
	50m: 29.83		100m: 1:00.91 (31.08)		
18	 Woods Liam	16	 St Paul's Swi...	+0.68	1:00.95 Entry: 1:02.18 (- 1.23)
	50m: 29.38		100m: 1:00.95 (31.57)		
19	 Seymour Wi...	16	 Tasman Swi...	+0.69	1:01.18 Entry: 1:02.06 (- 0.88)
	50m: 29.08		100m: 1:01.18 (32.10)		
20	 Ruawhare C...	17	 North Cante...	+0.65	1:01.31 Entry: 1:03.26 (- 1.95)
	50m: 29.95		100m: 1:01.31 (31.36)		
21	 Lloyd Hunter	15	 Raumati Swi...	+0.57	1:01.55 Entry: 1:02.96 (- 1.41)
	50m: 29.34		100m: 1:01.55 (32.21)		
22	 Perceval Lu...	15	 Central Haw...	+0.62	1:01.68 Entry: 1:04.41 (- 2.73)
	50m: 29.82		100m: 1:01.68 (31.86)		
23	 Zhang Yeen...	15	 Phoenix Aqu...	+0.54	1:01.96 Entry: 1:02.52 (- 0.56)
	50m: 29.65		100m: 1:01.96 (32.31)		
24	 Gear Isaac	15	 Mt Eden Swi...	+0.68	1:02.26 Entry: 1:03.61 (- 1.35)
	50m: 29.27		100m: 1:02.26 (32.99)		
25	 Cone Ethan	18	 Aquagym S...	+0.76	1:02.37 Entry: 1:02.31 (+ 0.06)
	50m: 30.35		100m: 1:02.37 (32.02)		
26	 Lynch Tyson	15	 Vikings Swi...	+0.59	1:02.51 Entry: 1:02.60 (- 0.09)
	50m: 30.44		100m: 1:02.51 (32.07)		
27	 Holder Bran...	16	 Phoenix Aqu...	+0.62	1:02.52 Entry: 1:03.23 (- 0.71)
	50m: 29.65		100m: 1:02.52 (32.87)		
28	 Lockhart Ca...	18	 Vikings Swi...	+0.59	1:02.69 Entry: 1:02.10 (+ 0.59)
	50m: 30.19		100m: 1:02.69 (32.50)		
29	 Haufe Hans	15	 Northwave S...	+0.59	1:02.79 Entry: 1:03.39 (- 0.60)
	50m: 30.29		100m: 1:02.79 (32.50)		
30	 Weathersto...	15	 Kiwi ASC	+0.54	1:02.86 Entry: 1:03.38 (- 0.52)
	50m: 30.55		100m: 1:02.86 (32.31)		
31	 Bao Elwin	14	 North Shore ...	+0.55	1:03.18 Entry: 1:05.13 (- 1.95)
	50m: 30.86		100m: 1:03.18 (32.32)		
32	 Ellis Mitchell	14	 Liz van Welie...	+0.65	1:03.27 Entry: 1:04.68 (- 1.41)
	50m: 30.10		100m: 1:03.27 (33.17)		
33	 Gu Osbert	14	 Phoenix Aqu...	+0.67	1:03.43 Entry: 1:04.04 (- 0.61)
	50m: 30.51		100m: 1:03.43 (32.92)		
34	 Logger Tho...	18	 Evolution Aq...	+0.72	1:03.64 Entry: 1:03.13 (+ 0.51)
	50m: 30.37		100m: 1:03.64 (33.27)		
35	 Boonen Cai...	14	 St Paul's Swi...	+0.54	1:03.70 Entry: 1:05.49 (- 1.79)
	50m: 31.00		100m: 1:03.70 (32.70)		
36	 Stocks Ethan	15	 Roskill Swim...	+0.56	1:04.28 Entry: 1:05.52 (- 1.24)
	50m: 31.16		100m: 1:04.28 (33.12)		
36	 Karpov Savva	14	 Onehunga S...	+0.76	1:04.28 Entry: 1:06.02 (- 1.74)
	50m: 30.53		100m: 1:04.28 (33.75)		
38	 Solodi Nico	16	 Aquagym S...	+0.63	1:04.46 Entry: 1:04.47 (- 0.01)
	50m: 31.56		100m: 1:04.46 (32.90)		
39	 Shen Bruce	14	 Phoenix Aqu...	+0.57	1:04.92 Entry: 1:05.48 (- 0.56)
	50m: 30.51		100m: 1:04.92 (34.41)		
40	 Tian Donald	13	 Coast Swim...	+0.63	1:05.13 Entry: 1:05.59 (- 0.46)
	50m: 31.11		100m: 1:05.13 (34.02)		
41	 Segers Seb	13	 United Swim...	+0.64	1:05.24 Entry: 1:06.97 (- 1.73)
	50m: 31.25		100m: 1:05.24 (33.99)		
42	 Xia Lucas	14	 United Swim...	+0.56	1:05.54 Entry: 1:06.14 (- 0.60)
	50m: 31.28		100m: 1:05.54 (34.26)		

43	 Broadfoot D...	13	 Pirates Swim... +0.65	1:05.76 Entry: 1:07.24 (- 1.48)
	50m: 32.00		100m: 1:05.76 (33.76)	
44	 Curling Liam	13	 Coast Swim... +0.69	1:05.97 Entry: 1:08.15 (- 2.18)
	50m: 30.97		100m: 1:05.97 (35.00)	
45	 Sandford Al...	13	 Coast Swim... +0.60	1:06.33 Entry: 1:06.80 (- 0.47)
	50m: 32.74		100m: 1:06.33 (33.59)	
46	 Williams Ob...	13	 Fairfield Swi... +0.67	1:06.96 Entry: 1:10.72 (- 3.76)
	50m: 32.39		100m: 1:06.96 (34.57)	
47	 Bell Lucas	13	 Tasman Swi... +0.77	1:08.18 Entry: 1:07.46 (+ 0.72)
	50m: 33.37		100m: 1:08.18 (34.81)	
48	 Choo Cleme...	13	 North Shore ... +0.62	1:08.50 Entry: 1:08.81 (- 0.31)
	50m: 33.12		100m: 1:08.50 (35.38)	
49	 Hollands Za...	13	 Bluff Swimm... +0.68	1:08.57 Entry: 1:07.93 (+ 0.64)
	50m: 34.10		100m: 1:08.57 (34.47)	
50	 Bavihal Ashi...	13	 Roskill Swim... +0.55	1:08.98 Entry: 1:09.96 (- 0.98)
	50m: 33.04		100m: 1:08.98 (35.94)	